

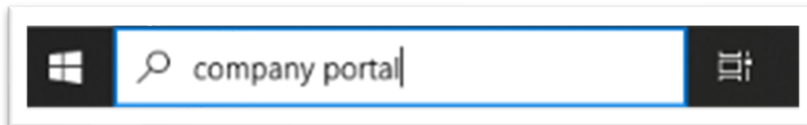
# Downloading Apps for Digital Testing

All apps for Microsoft Devices are managed through the KISD Company Portal.


For PSAT, SAT, or AP Testing, students must download the College Board Bluebook app.

For STAAR EOC testing, students must download the STAAR TX Secure Browser.

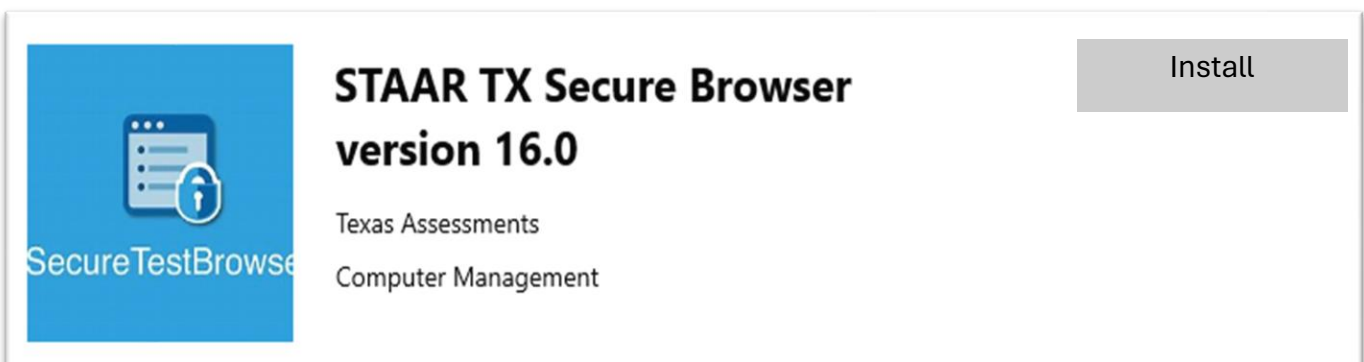

1. In the search bar on the taskbar at the bottom of the screen, type “Company Portal”.



2. Click to open.



3. Search for “Bluebook” or “STAAR Secure Browser” in Company Portal and click Install.



# Troubleshooting

Occasionally, these apps can take a long time to download, especially on the school network. Make sure you download the apps well ahead of your scheduled test date. Downloading might be more efficient on your home network, so feel free to from home.

If you run into issues, your first step should be to completely restart your device (click the Windows icon at the bottom left, click the Power button, and click Restart). Then try the download again.

If after clicking install it says pending and nothing happens, leave your computer on and open and give it some time. Check back later in the day to see if the app is installed.

If you still run into issues after trying the above, stop by the library for tech support.